

TECHNICAL FOCUS ON **GOLD2** TIPPING TRAILERS

Technical guide for making the right purchase

XL



XL



XXL



XXL




leboulch

GOLD2 TIPPING TRAILERS

GOLDEN EQUIPMENT!

Standard ✓ or optional + equipment

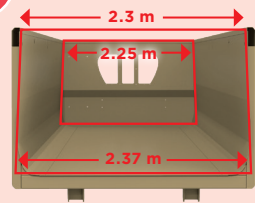
✓



Protection with 2-component paint (2K industrial quality)

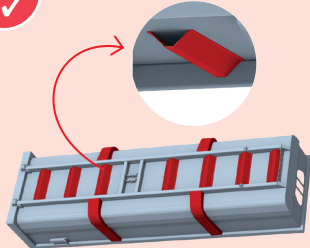
(A) Body in ST420 high tensile steel sheet (thickness: 4 mm).
 (B) Shot blasting.
 (C) 2K primer coat applied directly after blasting + flash-off before applying the finish.
 (D) Finish with 2K paint and a hammered effect.

✓



Tapered body (2.25 m at the front and 2.3 m at the rear), wider at the bottom than at the top to facilitate unloading.

✓



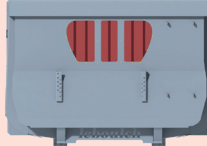
Omega reinforcements to reinforce the floor and side walls.

+



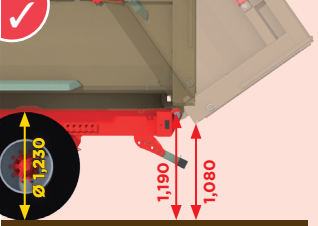
2 grain hatches with removable chute

✓



Large sight window to give the driver good visibility inside the body.

✓

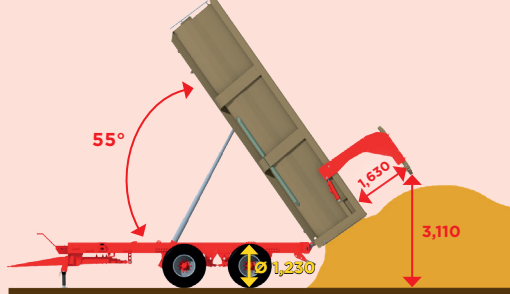


+



High-tipping trailer for easy high-level emptying of bulk products.

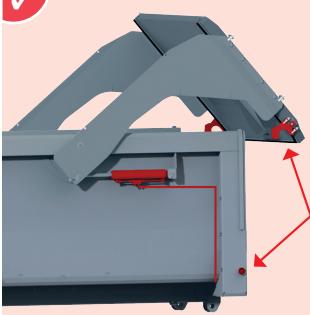
✓



High-clearance rear door with hydraulic opening for easy unloading of silage with an extension and to avoid scraping the pile when tipping at the highest.




✓



Door opening cylinders protected by the door arms and upper body edge strip.

Double door-closing safety system: hydraulic with check valve and mechanical with 2 adjustable hooks.
 Pipes on the body protected by the rear post.

✓




Flexible seal in a rail along the entire height of the door (watertight without grain chute).

Tipping hinge placed as far back as possible to be as high as possible when tipping.


Subframe wider than chassis for greater stability when tipping.

+



Open front grate for silage kit

+




Extensions of 300 (steel or aluminum), **500** (aluminum) or **700** mm (aluminum), stackable up to 1 m.

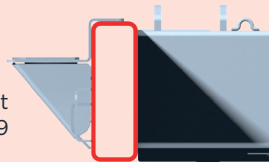
To limit weight and facilitate assembly by a single person: 2-part side extensions on single- and double-axle models, and 3-part extensions on triple-axle models.





Ladder, galvanised side mudguards and predispositions for optional equipment (side bumper and thermoplastic mudguards).




Sturdy 300 x 100 x 10 mm tubular chassis stringer for the entire range, except for 47S16, 53S16 and 53D19 (300 x 100 x 8 mm).



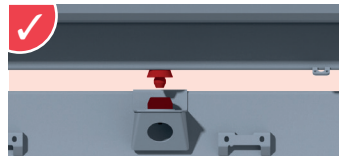
Hydraulic folding parking stand attached directly to the trailer chassis to free the drawbar and facilitate turning.



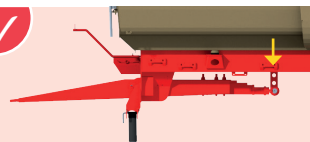
Narrow drawbar for improved turning radius with the tractor.



Choice of eyelets
(A) Bolted \varnothing 50 mm (standard)
(B) Bolted knee-joint (option)



Noise-reducing silentblock for centering and lateral locking of the body on the chassis.



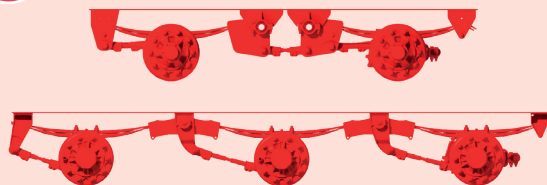
Drawbar suspension with adjustable longitudinal spring leaves (3 positions).



Galvanised rear bumper with adjustable height and depth.




Bogie suspension with parabolic leaves (on models from 53D19 to 67D24): large wheel travel for improved crossing capacity and load distribution.



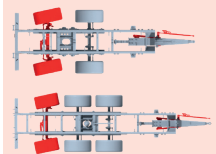
Tandem or tridem with rods (on models from 73D29 to 85T32) for both road and agricultural use.



Free-steering axle with hydraulic locking for reversing (on tridem, also available on front axle).



Self-steering axle when reversing and driving forward (on tridem, also available on front axle).



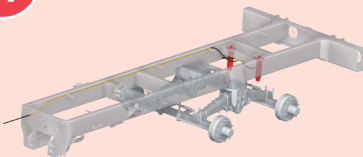
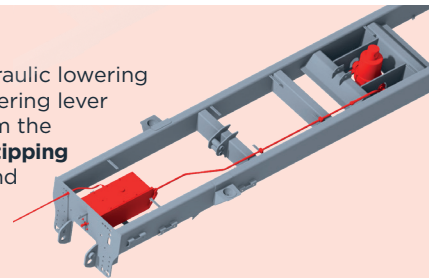
Large choice of tyres
• \varnothing 1,172 to 1,450 mm
• Width: 542 to 660 mm
• Tyres from top brands



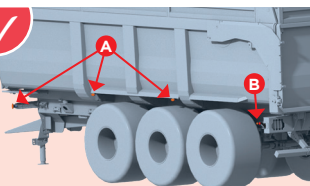
And many more!




Compressor with hydraulic lowering control (+ manual lowering lever to lower the body from the ground) or **combined tipping system** (P.T.O.-shaft and direct connection to the tractor).



Load transfer to avoid shocks and ensure a perfect stability during tipping.
Indexing option: automatic load transfer during tipping.




(A) Side marker lights
(B) End outline marker lamps




(A) LED flashing beacon (standard)
(B) Working light (option)





Air brakes



Hydraulic brakes



Dual brakes (hydraulic and air brakes)



Document tube with individualised parts book and user manual.



Rolling cover

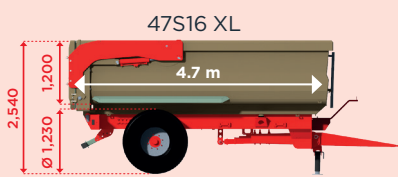
WIDE RANGE OF GOLD2 TIPPING TRAILERS

GOLD2 XL

- ✓ Single or double axle
- ✓ 16 to 24 tons
- ✓ Body height: 1.2 m
- ✓ Sturdy and reliable

GOLD2 XXL

- ✓ Double or triple axle
- ✓ 19 to 32 tons
- ✓ Body height: 1.5 m
- ✓ High resistance to intensive use



Understand the model names:

- The first 2 digits correspond to the body length (in dm).
- The letter indicates the number of axles: S = single axle, D = two axles, T = three axles.
- The last 2 digits indicate the GVW (in t).

Example: model 53D19 is a tipping trailer with a body length of 5.3 m, two axles and a 19 t GVW.

leboulch

JLB leboulch

Route de Guernanville, 27330 La Vieille-Lyre (France)

Tel.: +33 2 32 30 67 47

E-mail: info@leboulch.com

www.leboulch.com

